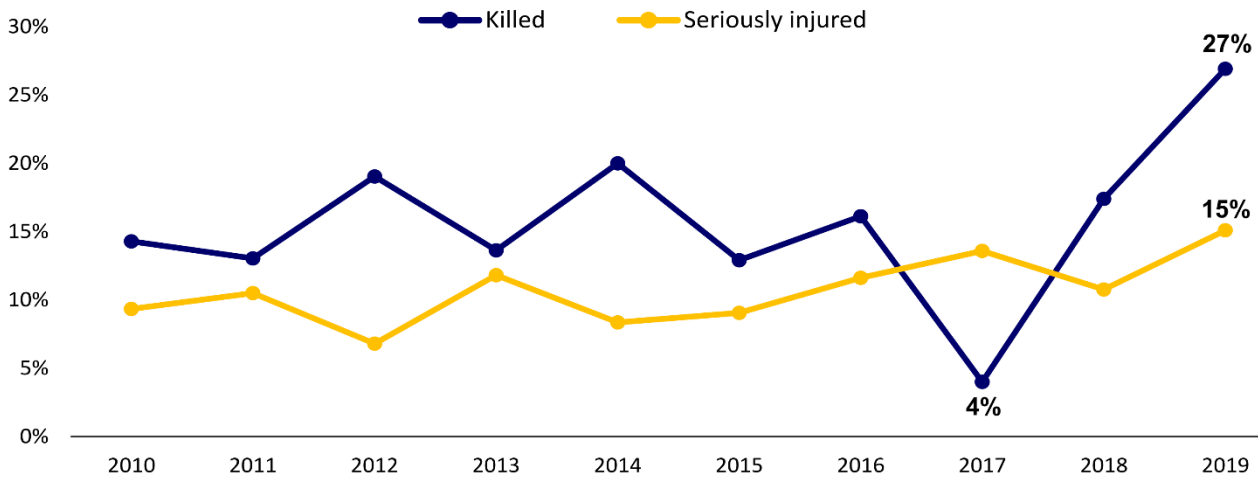


### Trend information

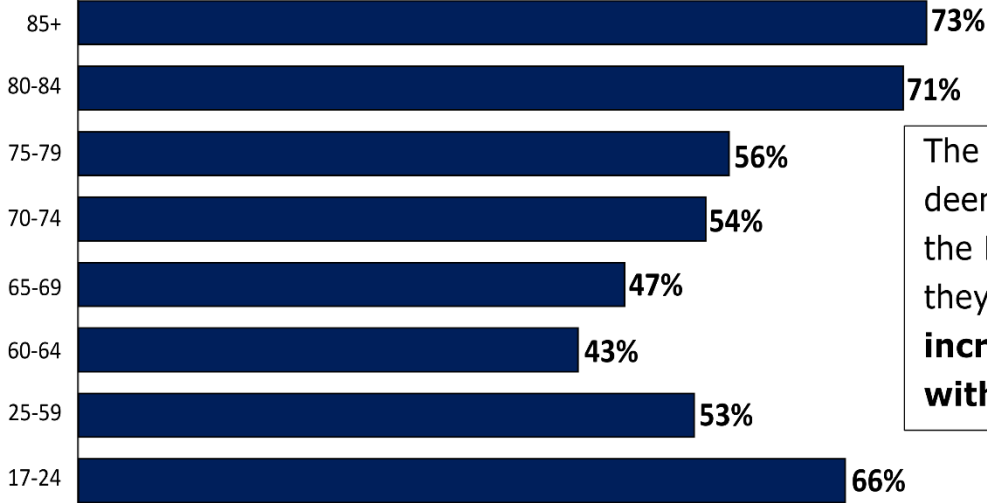
Proportion of drivers killed and seriously injured aged 70 and over



Over the past ten years the proportion of older drivers killed and seriously injured both peaked in 2019 with 27% & 15% respectively. The lowest proportion of older drivers killed (4%) occurred in 2017.

### Responsibility

Proportion of drivers deemed responsible for KSI collisions they were involved in



The proportion of drivers deemed responsible for the KSI collisions they are involved in **increases steadily with age from 60**

### Time

**12:00** **Almost three fifths** (58%) of older drivers were killed or seriously injured in the afternoon between 12pm and 6pm

**18:00**

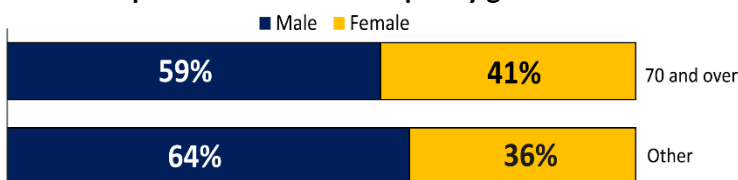
### Causation



Older driver collisions are more likely to be attributed to careless driving with '**inattention**' and '**turning right**' the top two causation factors for those aged 70 or over

### Gender

Proportion of driver KSIs split by gender



**Female drivers are over represented amongst older driver KSIs** when comparing against other drivers. Older females accounted for 41% of older driver KSIs compared with 36% of other driver KSIs