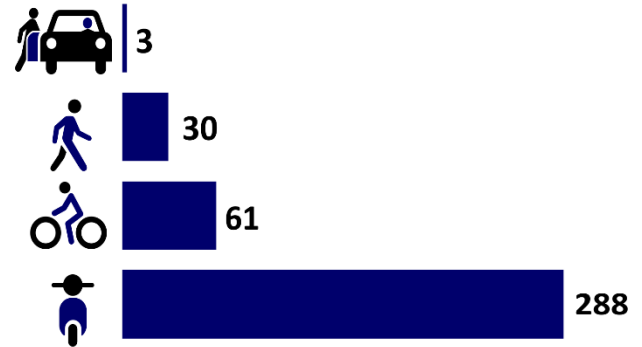


## Strategy Targets Summary

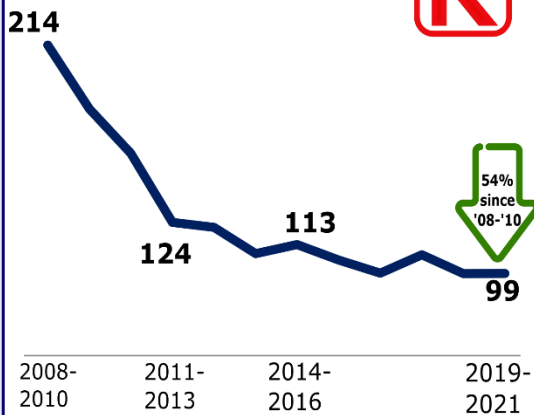
In 2021	% change since '20	% change since 2004/08 baseline
<b>50</b> fatalities	▼ 11%	▼ 60%
<b>809</b> seriously injured	▲ 36%	▼ 27%
<b>80</b> child KSIs	▲ 45%	▼ 37%
<b>180</b> young person KSIs	▲ 41%	▼ 51%

## KSI rates by Travel Mode (KSIs per 100 million KMs, 2021)



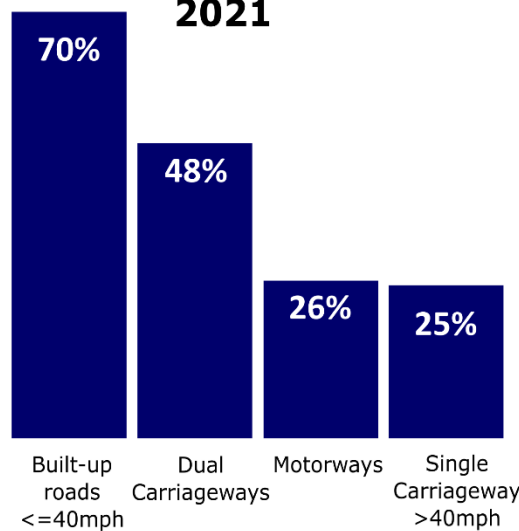
Pedestrians, Cyclists and Motorcyclists are classed as vulnerable road users, having much higher casualty rates per kilometre travelled in comparison to Car Users.

## Novice Drivers



In 2019-2021 **Novice drivers** were involved in collisions that resulted in the death or serious injury of 99 people

## Proportion of Vehicles Speeding\* 2021



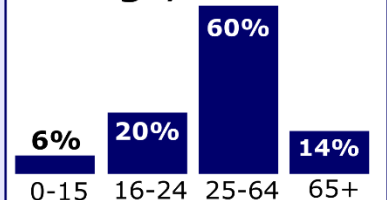
\*Free running speed, 11pm-7am

## Fatalities by gender, 2021



**Six in seven** fatalities were **male**

## Fatalities by age, 2021



**Three-fifths** of fatalities were aged **25-64**

## KPIs have fallen (selected group comparison with baseline)

KSI Rate of people over 70



▼ 23%

Deaths on rural roads



▼ 62%

▼ 3 fewer children

Deaths where alcohol/drugs attributed



▼ 75%

KSIs of drivers under 25



▼ 50%

## KPIs have risen (selected group comparison with baseline)

Rate of pedal cyclist KSIs per 100 million kms cycled



▲ 2%

Rate of motorcyclist KSIs per 100 million motorcycle kms



▲ 12%