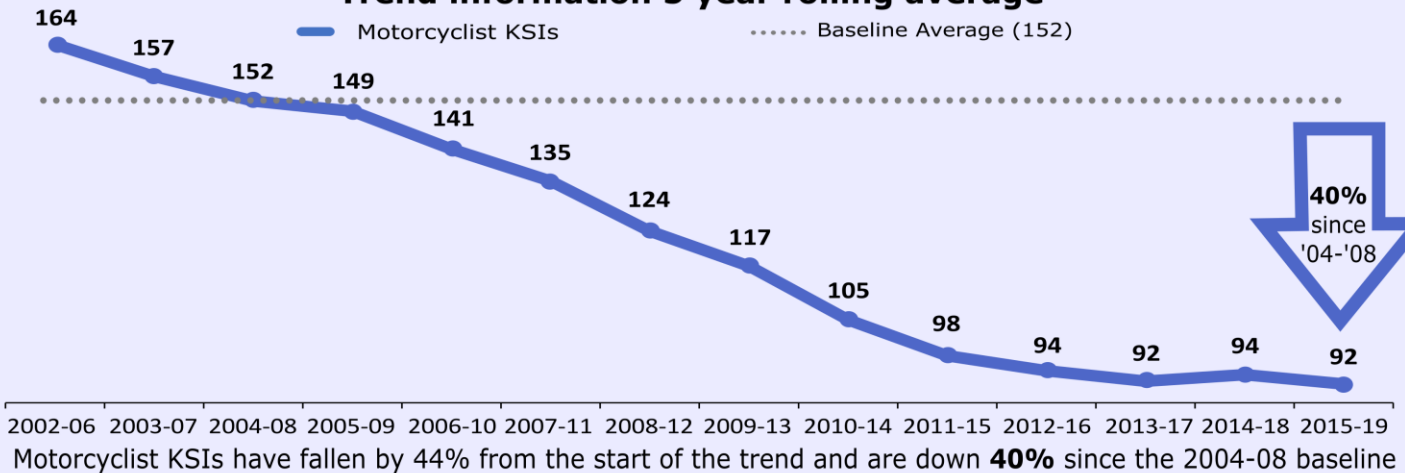


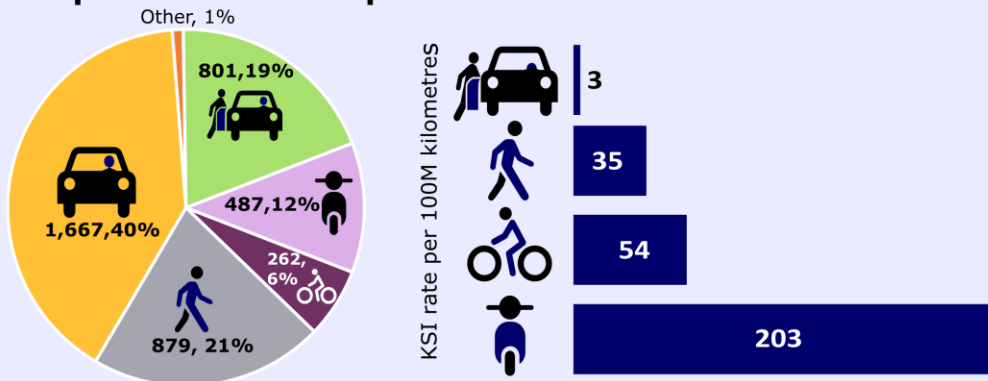


Source: PSNI Road Traffic Collision Statistics

Trend information 5 year rolling average




Proportion and rate per 100 million kilometres travelled



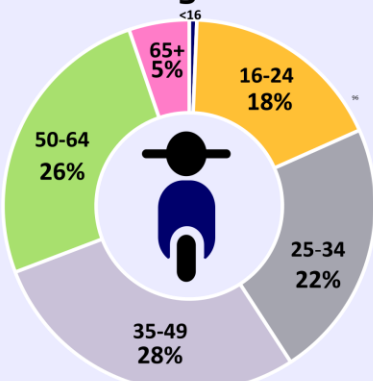
Although motorcycle users accounted for just 12% of the 2015-2019 KSI total, their relative risk is highest of all road users when looking at kilometres travelled

Gender



of motorcyclist KSI casualties were **male**

Age



Older riders made up a higher proportion of fatal or serious injuries than at the start of the trend. Almost a third of motorcyclist KSIs between 2015 and 2019 were aged over 50

When?



Four fifths of motorcyclist KSIs occurred in **daylight hours** while **71%** took place between **April and September**

Single vehicle collisions



A quarter of motorcyclist KSIs were single vehicle collisions

Where?

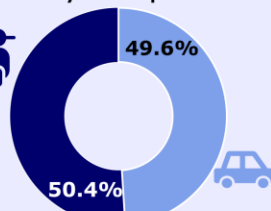


Although the split for KSI casualties was very even, **70% of motorcyclists were killed on rural roads**

How? Responsibility - top 3 causation factors



Motorcyclist responsible



Half (49.6%) of all motorcyclist KSIs were attributed to another party



Other road user responsible

Principal Causation Factor	KSI Casualties
Inattention	48
Overtaking (offside)	38
Excessive speed	31

Principal Causation Factor	KSI Casualties
Turning right	49
Emerging (minor road)	41
Emerging (private entrance)	19