

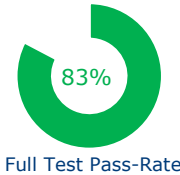
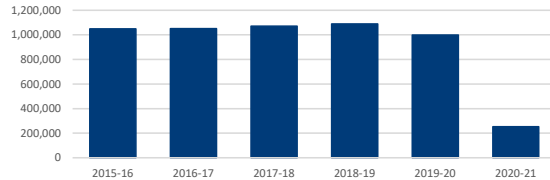
DVA STATISTICS

2020-21

Vehicle Testing

252,000
Vehicle Tests
conducted

Down 75%
from 2019-20

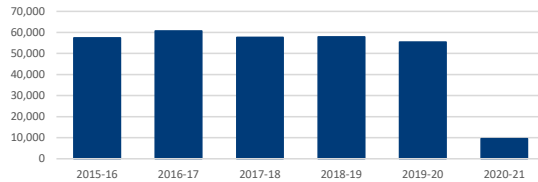


Full Test Pass-Rate

Driver Testing

9,500
Driver Tests
conducted

Down 83%
from 2019-20



Pass-Rate

Theory Testing

30,400
Theory Tests
conducted

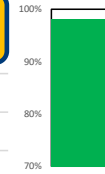
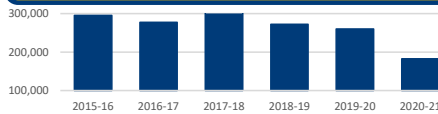
Down 56%
from 2019-20



Pass-Rate

Driver Licensing

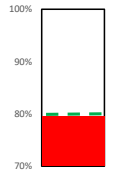
182,000
Licensing Transactions processed



Performance Measures:

98.1% Online
79.5% Paper

(Online target: 95% processed within 5 days)
(Paper target: 80% processed)



Enforcements & Compliance

In 2020-21, the DVA:

- Spot-checked **1,350** vehicles & trailers
- Issued **210** Fixed Penalty Notices
- Secured **160** convictions
- Carried out **38** joint operations (with PSNI)
- Carried out **18** cross-border operations
- Conducted **4** School Bus checks

Licensed Stock



Licensed Vehicles
1,219,000

(31 Dec 2020)



Full Driver Licences
1,197,000

(31 Mar 2021)



Licensed Taxis
9,010

(31 Mar 2021)



Licensed Buses
3,560

(31 Mar 2021)



Licensed HGVs
22,000

(31 Mar 2021)



For further information, and definitions of terminology, please see our quarterly publication: *DfI Driver, Vehicle, Operator, and Enforcement Statistics*, which is available from www.infrastructure-ni.gov.uk/topics/statistics-and-research/driver-vehicle-agency-statistics. Alternatively, please contact DVA.Statistics@nisra.gov.uk

