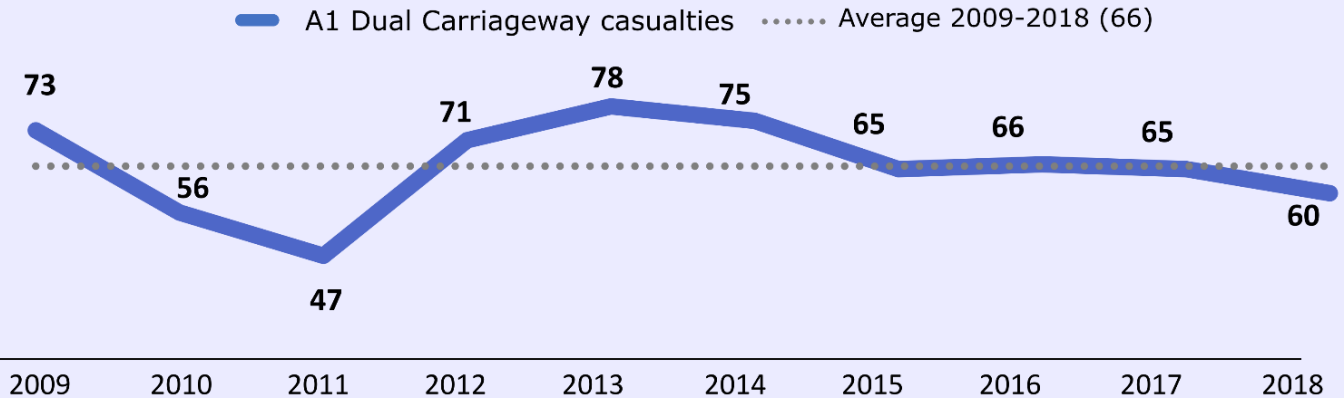



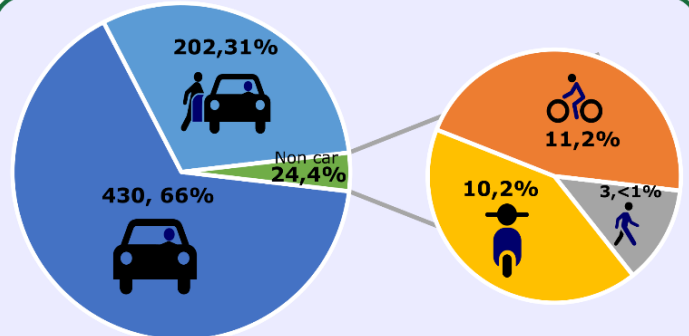
Trend Information 2009-2018




Since 2009, the series was at its lowest in 2011 and its highest in 2013. Despite these peaks and troughs, in more recent years the numbers have levelled off to around the series average of 66



57% of casualties recorded on the A1 Dual Carriageway were **male**



97% of casualties on the A1 Dual Carriageway were **car users**



50% of casualties on the A1 Dual Carriageway were aged **25-49**

Over three quarters (76%) of all casualties on the A1 Dual Carriageway occurred between 7am and 7pm

Junctions with most collisions on the A1 Dual Carriageway?*

- Dromara Road Link** - 11 collisions
- Moira Road** - 8 collisions
- Eglantine Road** - 7 collisions

* excludes roundabouts

A1 Dual Carriageway collisions - top 5 causation factors

Principal Causation Factor	Collisions
Emerging from a minor road without care	42
Inattention or attention diverted	24
Changing Lane without care	22
Crossing or entering a road junction without care	22
Wrong course/position	18
Base	228

Principal Causation Factor	Collisions
Inattention or attention diverted	30
Excessive speed having regard to conditions	16
Changing Lane without care	15
Driving too close	13
Ice, frost or snow	10
Base	163