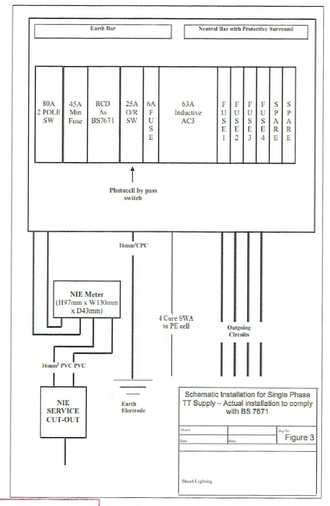

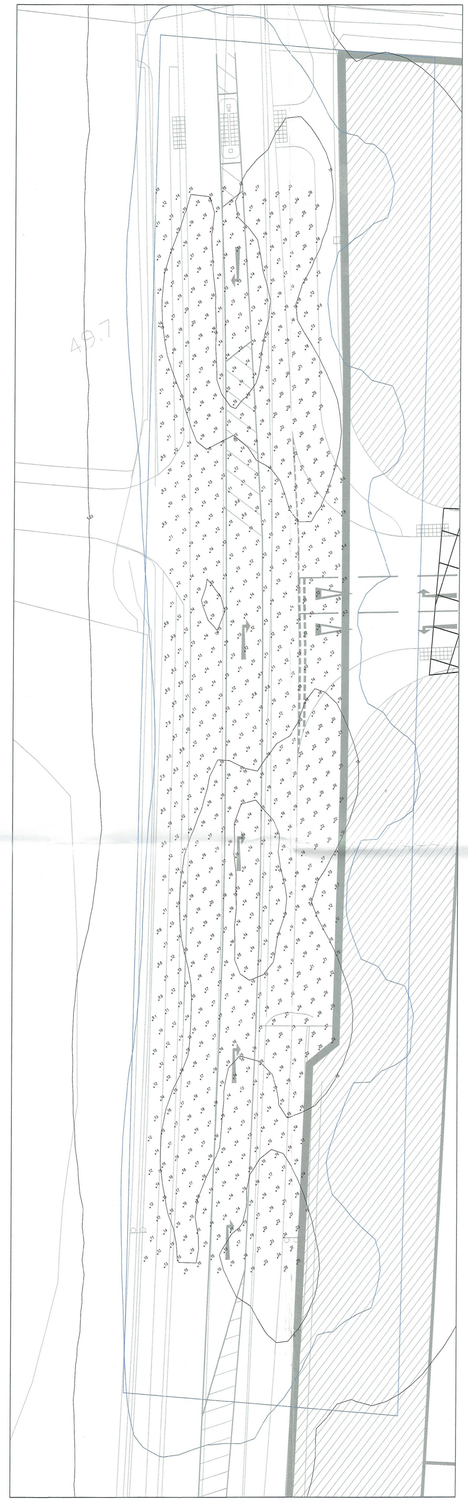

GENERAL NOTE:

1. LAMPS SHALL BE SUPPLIED BY URBIS-SCHREDER.

2. COLUMNS SHALL BE AS FABRIKAT AND SUPPLIED BY ENVIRONMENTAL STREET FURNITURE AND SHALL HAVE A K FACTOR OF 2.2.

3. DISTRIBUTION KIOSKS/PILLAR SHALL BE AS CHARLES ENDIRECT AND SUPPLIED BY ENVIRONMENTAL STREET FURNITURE, PILLAR SHALL BE MEDIUM SIZE OF THE FOLLOWING DIMENSIONS:
- MEDIUM PILLAR BACKBOARD DIMENSIONS- 1000mm (H) - 600mm (W)
- MEDIUM PILLAR DEPTH - MINIMUM 300mm FROM BACKBOARD TO DOOR.

4. LIGHTING DESIGN TO BS5489-1:2013, CATEGORY P3.

5. THIS DRAWING SHALL BE READ IN CONJUNCTION WITH THE TECHNICAL SPECIFICATION PRODUCED.

6. THE NEW PROPOSED STREETLIGHTING CIRCUIT SHALL EMENATE FROM THE NEW DISTRIBUTION PILLAR.

7. STREETLIGHTING COLUMN NUMBERING: IDENTIFICATION ON DRAWING IS SHOWN FOR DESIGN PURPOSES ONLY, THE CONTRACTOR SHALL CONTACT THE LOCAL DRD STREETLIGHTING DIVISION WHO SHALL DETERMINE THE EXACT NUMBERING SYSTEM, PRIOR TO ADOPTION.

8. COLUMNS SHALL BE LOCATED GENERALLY AT THE BACK OF FOOTPATHS AND 0.8M/1M BACK FROM THE ROAD KERB (FOR COLUMNS MOUNTED WITHIN SERVICE STRIPS)

9. PECU SHALL HAVE A SWITCHING RATIO (ON/OFF) PF 35/16 LUX PECU SHALL BE PART AND SHALL BE COMPLETE WITH A MINIMUM 5 YEAR GUARENTEE.

10. UNTIL ADOPTION BY DRD ROADS SERVICE THE SUPPLY SHALL BE METERED AND AFFORDED ADDITIONAL PROTECTION AS STATED IN CLAUSE 415.1.1 OF BS 7671.

11. PE COLUMN IS A DEDICATED CIRCUIT AND IS NOT PART OF THE MAIN CIRCUIT. PE CIRCUIT IS A 4CORE XLPE/PVC/SWA/PVC CABLE TO BS5467 FROM THE STREETLIGHTING PILLAR TO THE COLUMN AND A 4CORE FLEX TO PEC VIA A FUSED DOUBLE POLE 4 TERMINAL CUT-OUT WITH A RED ENCLOSURE.

NOTES:

1. THE COLUMNS WHICH SHALL BE INSTALLED WILL BE AS PER DRD (NI) SPECIFICATION & IN ACCORDANCE WITH REGULATION 15A, PARAGRAPH (2) & (3).

2. ELECTRICAL SWITCH FUSES AND CONTACTORS SHALL BE AS PER DRD (NI) SPECIFICATION & IN ACCORDANCE WITH REGULATION 15A, PARAGRAPHS (6) & (7).

3. LUMINAIRES SHALL BE AS DRD (NI) SPECIFICATION & IN ACCORDANCE WITH REGULATION 15A, PARAGRAPH (2).

4. UNDERGROUND CABLES SHALL BE AS DRD (NI) SPECIFICATION & IN ACCORDANCE WITH REGULATION 15A, PARAGRAPH (10).

5. ALL CIVIL WORKS WHICH SHALL BE CARRIED OUT SHALL BE AS PER DRD (NI) SPECIFICATION & IN ACCORDANCE WITH REGULATION 15A, PARAGRAPH (7).

6. ALL ELECTRICAL WORKS WHICH SHALL BE CARRIED OUT WILL BE AS DRD (NI) SPECIFICATION & IN ACCORDANCE WITH REGULATION 15A, PARAGRAPH (8).

7. THIS DRAWING SHALL BE READ IN CONJUNCTION WITH THE TECHNICAL SPECIFICATION PRODUCED.

ALL STREET LIGHTING ACCOMODATION WORK SHALL BE CARRIED OUT BY A TRANSPORT NI APPROVED CONTRACTOR, THE COST OF ACCOMODATION FOR THESE WORKS SHALL BE BOURNE BY THE DEVELOPER.

NOTE: OVERHEAD NIE CABLES EXIST ON THIS SITE	NOTE: PLANNING REFERENCE N/A

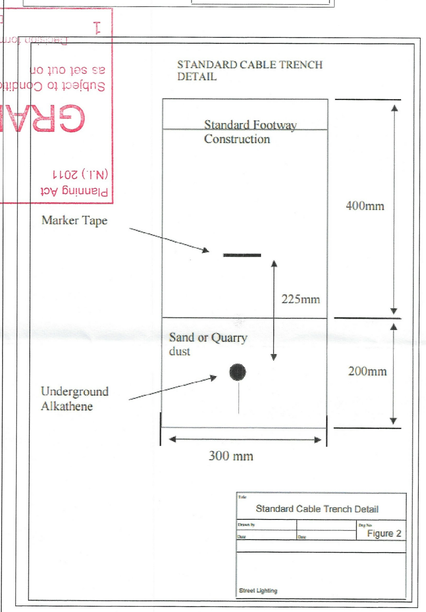

DFI
GRANTED
Subject to Conditions (if any) as set out on
Planning Act (N.I.) 2011
Planning App No. LA09/2019/0025/F
Date 8/7/26

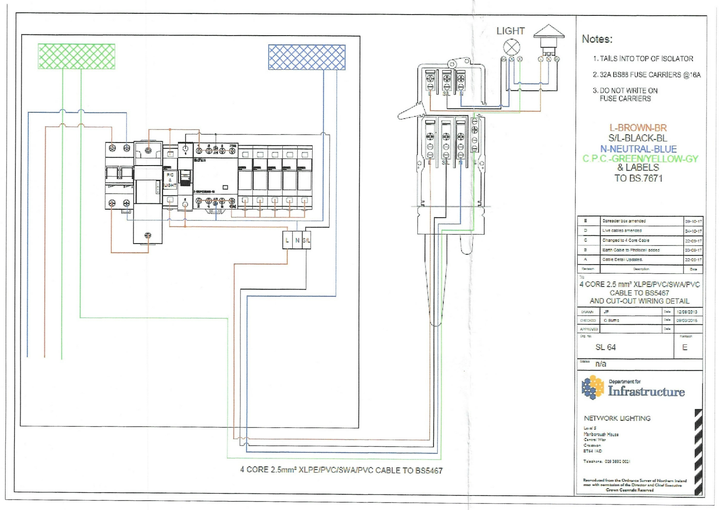

KEY

'EX' — Denotes approximate location of Existing Street Lighting Column which shall remain operational until new columns are in place and operational.

'C' — Denotes NEW Street Lighting Column:
- Luminaire C: Proposed 8m mounting height column with post top mounted Urbis-Schreder: AXIA 2.2 5167 - 48 NVSL 219CT

PE — Denotes 8.0m Column, c/w Integral Nemo-Socket, PECC & Post Top Bracket

Denotes 4.0mm 3C SWA cable (Cores - brown/blue/green-yellow), enclosed in its entire length in 32mm Ø orange alkathene ducting burried at 450mm below ground Main Contractor to provide alkathene ducting.
Marker Tape displaying "CAUTION - STREETLIGHTING CABLE BELOW" shall be placed above the Street Lighting Cable, for it's entire length.

Denotes 150mmØ uPVC Duct to be installed Genarally at Road Crossings and where shown.

Denotes 4Core SWA Cabling from Distribution Kiosk to PECC (Mounted on Column No.6A).

'K1' — Denotes New Streetlighting Distribution Kiosk, as manufactured by Charles-en-direct and supplied by Environmental Street Furniture (medium size).

Lantern Specification

Luminaire C - Lantern Details (5 No.)
Urbis-Schreder: AXIA 2.2 5167 - 48 NVSL 219CT, 800mA WW 230V, INTEGRATED LED
Lamp Reference: 48NVSL219CT 800mA_WW
LED Correlated Colour Temperature: Neutral white (4000K)
Luminaire Circuit Watts: 48W LED (12,890 Lumens)
48 LED Per Lantern
Lamp Efficacy: 120lm/w
Driver Current - 800mA
Driver Is A Constant Light Output Driver (CLO)
Charge Code: 41 0027 0998 100
Glare Class: G3
Luminaire Design Life: 100000H L90 @ 25°C
Maintenance Factor: 0.83

Class C3 with S/P Ratio of 1.50
Eav: 15.31 lux
Emin: 7.53lux
Emax: 27.33 lux

Mounting Details
Height : 8.0 Metres
Bracket Length: 1M Outreach Bracket
Inclination : 0 Degrees.

Mid-Ulster District Council
Date 14/1

ISSUED FOR REVIEW
NOT FOR CONSTRUCTION

Rev.	Description	By	Chk	Appd	Date
P2	ISSUED FOR PLANNING	DC	CG	CG	06.01.20
P1	ISSUED FOR PLANNING	DC	CG	CG	19.12.19

Original Scale (A1) 1:1000	Design	DC	Oct 19	Approved For Construction*
	Drawn	DC	Oct 19	
Reduced Scale (A3) 1:2000	Dsg Verifier	CG	Oct 19	
	Dwg Check	CG	Oct 19	Date

Drawing Originator: ISD

Client: Mid-Ulster District Council.

Project: Re-Development of Maghera High School Site.

2 Planning Office RECEIVED 10 JAN 2020 LA09/2019/0025/F

Title: Site Plan Roadway Lighting Installation.

Discipline: Electrical

Drawing No. 2260-E102 Rev. P2