

REAR MARKINGS, REFLECTORS AND CONSPICUITY MARKINGS

APPLICATION

REAR MARKINGS

This inspection applies to the vehicles and trailers listed below which must be fitted with rear markings. The type of marking which is acceptable is shown in the table below. The type numbers refer to the diagrams on the following pages.

Note:

- Rear markings are not required where rear conspicuity markings are fitted

Motor Vehicles

- with a maximum gross weight exceeding 7500 kg (not articulated tractors and vehicles constructed or adapted for transporting 2 or more boats, vehicles or vehicle bodies). Also it does not apply to passenger carrying vehicles, however it applies to articulated buses over 13m

Overall length	Acceptable type of markings for vehicle first used before 24 Jan 1996	Acceptable markings for vehicle first used from 24 Jan 1996
13m or less	1, 2, 3, 6, 7, 8 or 9	6, 7, 8 or 9
more than 13m	4, 5, 10, 11, 12 or 13	10, 11, 12 or 13

Trailers

- with a maximum gross weight exceeding 3500 kg (not trailers constructed or adapted for transporting 2 or more boats, vehicles or vehicle bodies).

Overall length	Acceptable type of markings for trailers manufactured before 24 Jan 1996	Acceptable markings for trailers manufactured from 24 Jan 1996
11m or less	1, 2, 3, 6, 7, 8 or 9	6, 7, 8 or 9
more than 11m but not more than 13m	any type shown in the diagrams	6, 7, 8, 9, 10, 11, 12 or 13
more than 13m	4, 5, 10, 11, 12 or 13	10, 11, 12 or 13

REFLECTORS

This inspection applies to all motor vehicles and trailers but only obligatory reflectors are to be checked.

- Every motor vehicle requires 2 red reflectors facing squarely to the rear and must not be triangular.
- Every trailer requires 2 red triangle reflectors to the rear.
- Trailers manufactured from 24 January 1996 require two white reflectors facing squarely to the front.

SIDE REFLECTORS

This inspection applies to a motor vehicle.

- first used before 24 January 1996 with an overall length of more than 8m.
- first used from 24 January 1996 with an overall length of more than 6m.

This inspection applies to trailers with an overall length of more than 5m excluding any drawbar.

CONSPICUITY MARKINGS

This inspection applies to motor vehicles (excluding Passenger Vehicles and Tractor Units) first used on or after 10 July 2011 and trailers first manufactured on or after 10 July 2011.

REAR CONSPICUITY MARKINGS

This inspection applies to:

- Motor vehicles over 7500kg and over 2.1m wide (excluding passenger vehicles and tractor units, however they may be fitted optionally)
- Trailers over 3500kg and over 2.1m wide

Note:- Rear marker plates complying with UNECE 70.01 [Honey Comb effect] can be considered as part of the rear markings. Those complying with UNECE 70.00 [Non Honey Comb] cannot.

SIDE CONSPICUITY MARKINGS

This inspection applies to:

- Motor vehicles over 7500kg and over 6 metres in length (excluding passenger vehicles and tractor units, however they may be fitted optionally)
- Trailers over 3500kg and over 6 metres (including any drawbar) in length

PROCEDURE AND STANDARDS

Check for type, position, security and effectiveness

REAR MARKINGS

They must be fitted with the lower edge between 400 mm and 1700 mm from the ground. A rear marker must not be more than 10% obliterated or obstructed.

Note: If the rear markings chevrons are fitted the opposite way around than shown below this is not a Reason for Failure.

Note: When a demountable fork lift is carried on the rear of a vehicle/trailer, the fork lift is not included into the overall length of the vehicle/trailer to establish what is the correct type of marking fitted. This would also apply to refuse vehicles, with bin lifting equipment fitted to the rear of the vehicle.

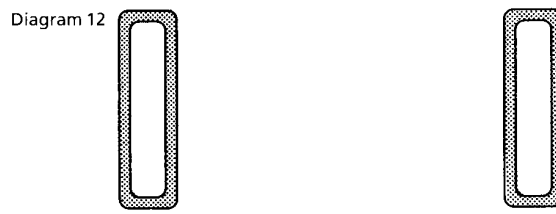

Note: Rear markings on a retractable rear under-run device are not a reason for failure if the vehicle is presented towing a trailer and the vehicle rear markings are not visible.

Note: Acceptable approval marks for rear marker boards are either BSAU152, 'E' or 'e'.

The types of marking shown in diagrams 1-5 are those complying with the British Standard AU152 and the others are approved to ECE Regulation 70

Type 3 may be of a lower height and greater width than shown in the diagram. The minimum height of this is 140mm and it must have an area of at least 980cm².

Left R



Note: plates in diagrams 9 and 13 must be fitted to comprise of all 4 plates

REFLECTORS

The inspection does not include a check that the reflectors have the appropriate approval mark. Reflective plates or tape are not acceptable as a substitute for a reflector.

FRONT REFLECTORS [TRAILERS]

The maximum height from the ground is 900mm, if this is impractical it can be 1500mm.

Note: White front reflectors must be fitted to the front of each section of a combination trailer.

REAR REFLECTORS

The maximum height from the ground is 900 mm. There are some exceptions:

- If 900 mm is impractical it can be 1500 mm.
- For vehicles used before 24 January 1996 and trailers manufactured before 24 January 1996 the maximum height is 1500 mm.
- Trailers must be fitted with triangular reflectors. These are not acceptable on motor vehicles.

Triangular reflectors are approved exclusively for trailers; when installed on a vehicle, their presence constitutes a minor defect under section 1g, even if the correct reflectors are also fitted.

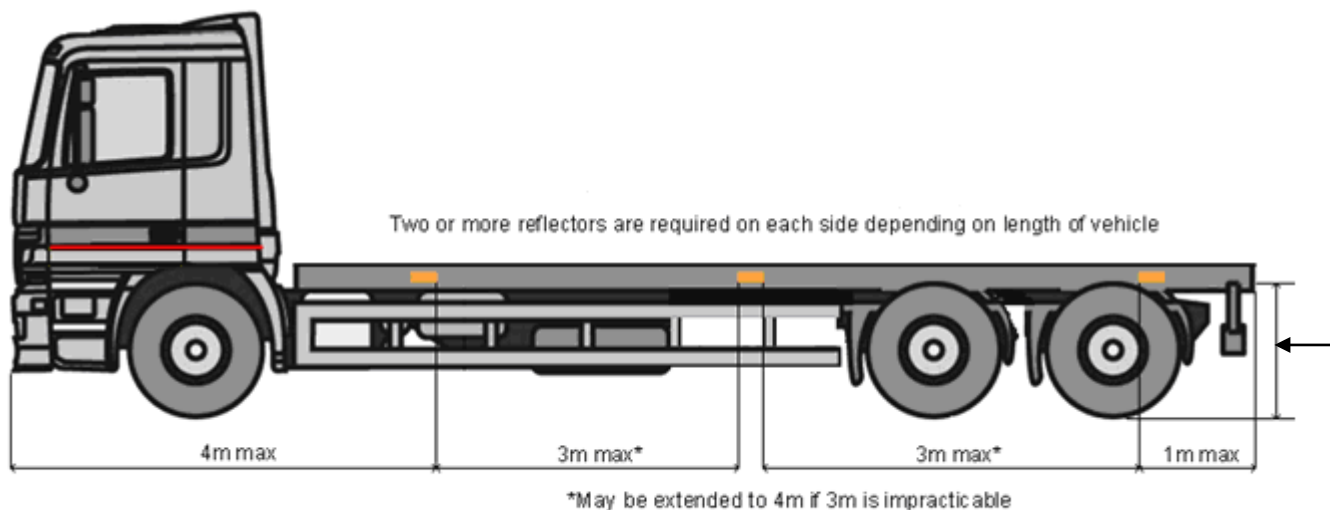
Trailers may be fitted with additional reflectors provided that the mandatory triangular reflectors are in place.

SIDE REFLECTORS

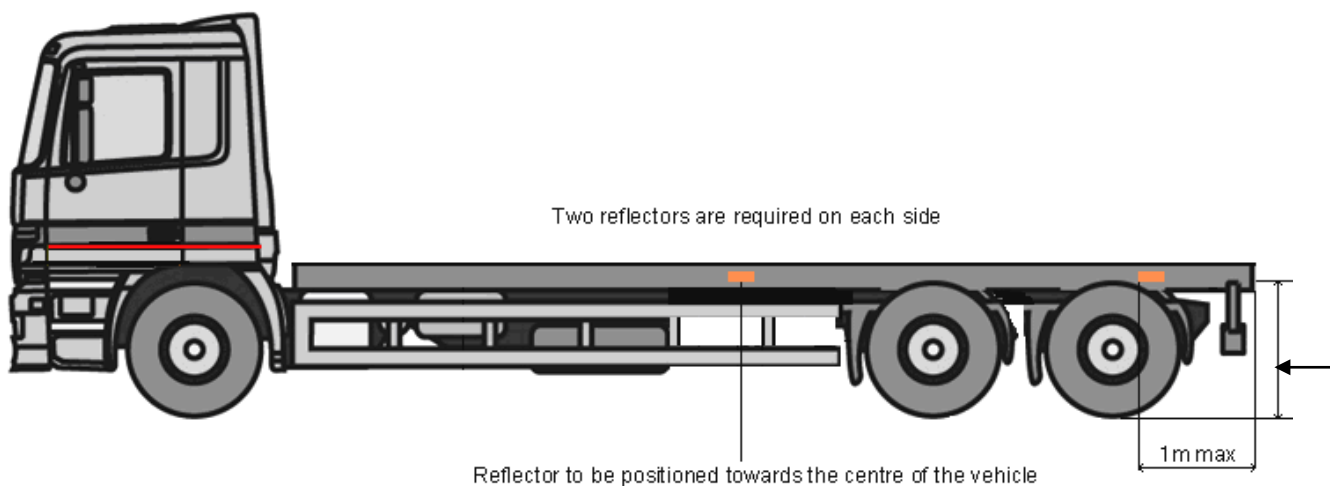
They must be positioned as shown below. They must be amber in colour unless within 1m of the rear of the vehicle or trailer when they may be red.

Note: If less than 50% of any reflector is visible, this is a reason for failure.

Motor vehicles first used on or after 24th January 1996
Trailers manufactured on or after 24th January 1996



Motor vehicles first used before 24th January 1996
Trailers manufactured before 24th January 1996



CONSPICUITY MARKINGS

Partial contour markings consist of a horizontal line showing the length of the vehicle and 'tick' marks showing the upper corners of the vehicle.

Markings are considered continuous if gaps are less than 50% of the length of adjacent elements (if this is impractical a max gap of 1000mm is acceptable).

Where the shape, structure, design or operational requirements make it impossible to install the mandatory contour marking, a line marking may be installed.

All conspicuity markings must be fitted with

- the lowest edge between 250mm and 1500mm. If 1500mm is not practicable this can be increased to 2500mm.
- the Maximum height as high as practicable but no lower than 400mm from upper extremity.
- the width of the markings being a min of 50mm and a max of 60mm.

REAR CONSPICUITY MARKINGS

The markings must

- be **full** contour markings but where the shape, structure, design or operational requirements make it impossible to install the mandatory contour marking, a line marking may be installed.
- not be fitted within 200mm of a stop lamp.
- be coloured either red or yellow.

And

- Horizontal markings must be at least 70% of the vehicle width and extend as close as practicable to the edges of the vehicle
- Vertical markings to be as close as is practicable to the edge of the vehicle

SIDE CONSPICUITY MARKINGS

They must

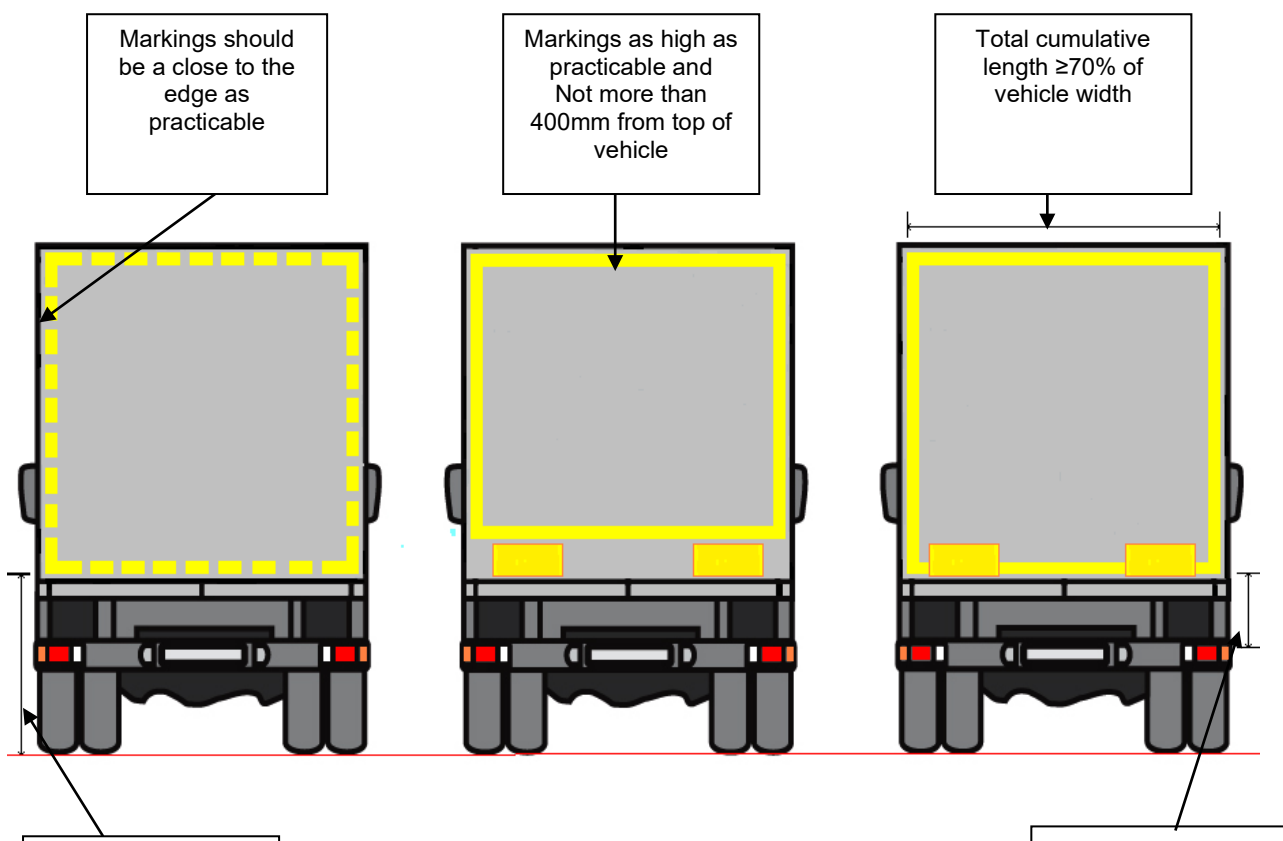
- be fitted with full or partial contour markings but where the shape, structure, design or operational requirements make it impossible to install the mandatory contour marking, a line marking may be installed.
- extend to within 600mm of each end of the vehicle (in the case of a trailer exclude drawbar)
- cover 70% of the vehicle length (excluding the cab and in the case of a trailer any drawbar)
- be coloured white or yellow

Note: Where side conspicuity markings are fitted to a tractor unit (which are optional), they must comply with the above requirements. In the case of a tractor unit the side conspicuity markings should extend to within 600mm of each end of the cab and cover 70% of the cab length.

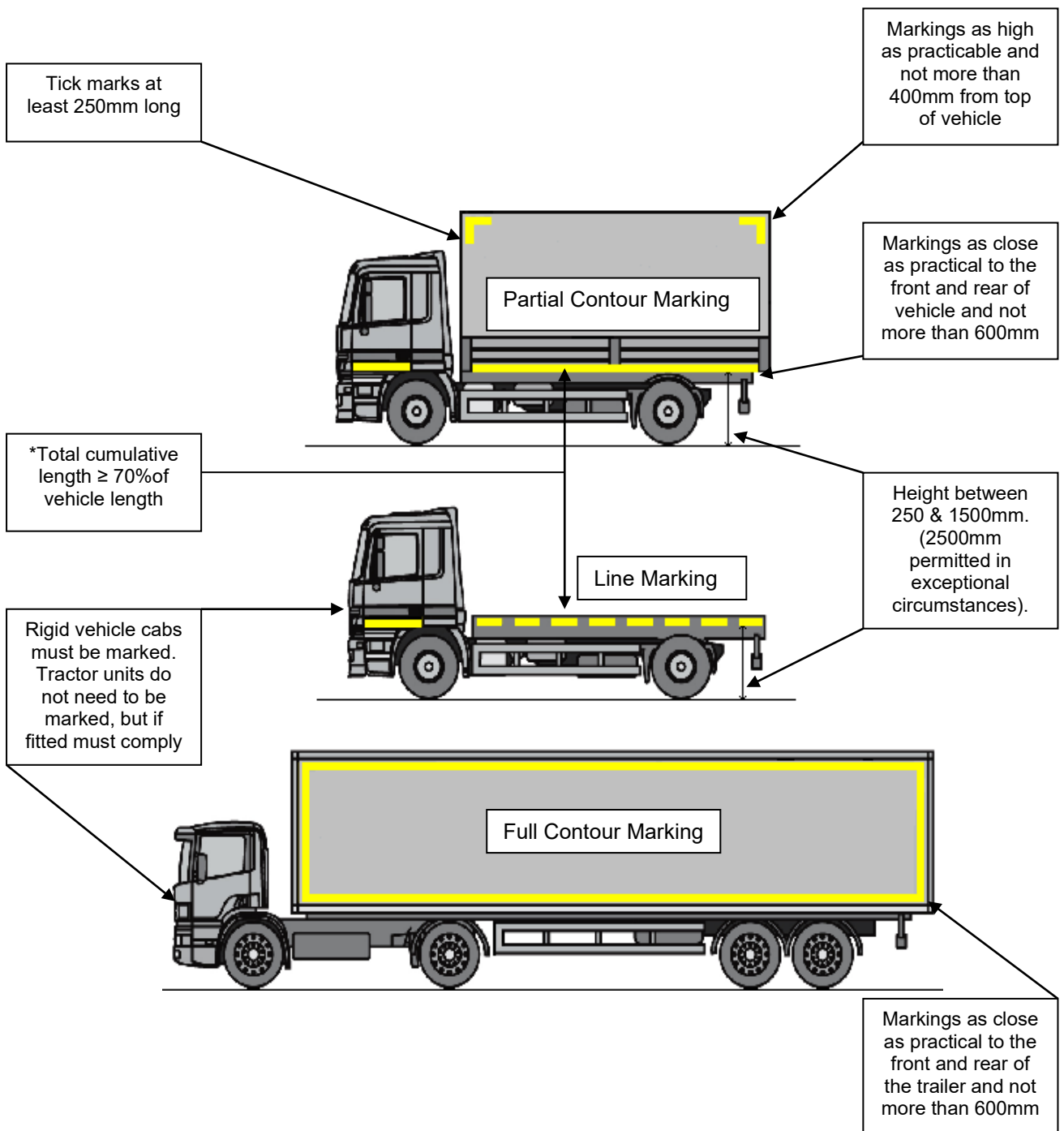
Vehicles which have chassis designed for demountable bodies should, ideally, be treated as skeletal. However they may be presented for test with a body fitted which has conspicuity markings instead of the vehicle. Provided the markings comply with requirements this is acceptable though the presenter should be advised that the vehicle would not meet requirements if used without an appropriately marked body.

Due to design characteristics it may not be possible for some vehicles to comply with all of the requirements and, having satisfied the relevant authority, may have been granted type approval. The diagrams below are only possible examples of this and it is the presenter's responsibility to provide evidence of type approval in these instances.

REAR CONSPICUITY MARKING REQUIREMENTS




SIDE CONSPICUITY MARKING REQUIREMENTS

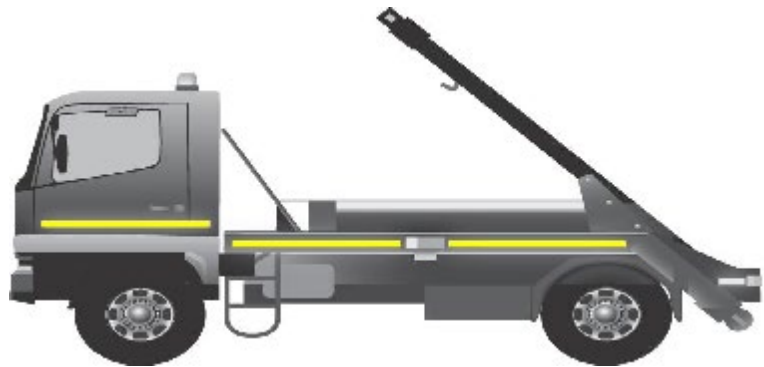


* Vehicle length excludes the cab but the cab must be marked

SKELETAL



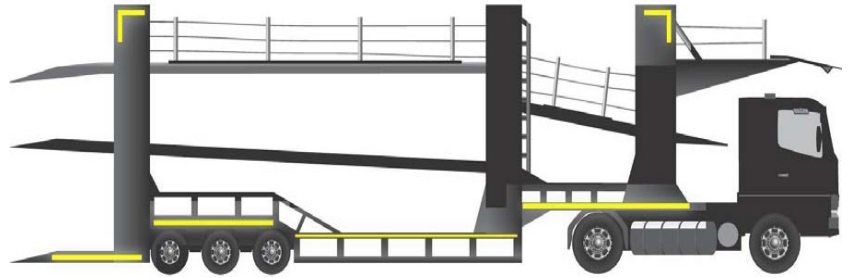
SKIP WAGON



REFUSE WAGON




CAR TRANSPORTER



CONCRETE MIXER



TANKER



REASONS FOR FAILURE

	Deficiency Category
1. Reflectors, conspicuity marking and/or rear markers:	
a. Incorrectly positioned.	MINOR
b. Missing, incorrectly positioned and red colour is reflected to the front or white to the rear.	MAJOR
c. Insecure.	MINOR
d. Insecure and likely to become detached.	MAJOR
e. Not clearly visible.	MINOR
f. Not facing to the appropriate direction.	MINOR
g. Of the incorrect type fitted.	MINOR
h. Dirty or ineffective	MINOR
i. So dirty or ineffective that its function is obviously impaired.	MAJOR
j. Broken, damaged or incomplete	MINOR
k. Broken, damaged or incomplete to the extent that the reflecting area is significantly reduced.	MAJOR
l. Not of the appropriate colour.	MINOR
m. Not of the appropriate colour with red colour reflected to the front or white colour to the rear.	MAJOR