

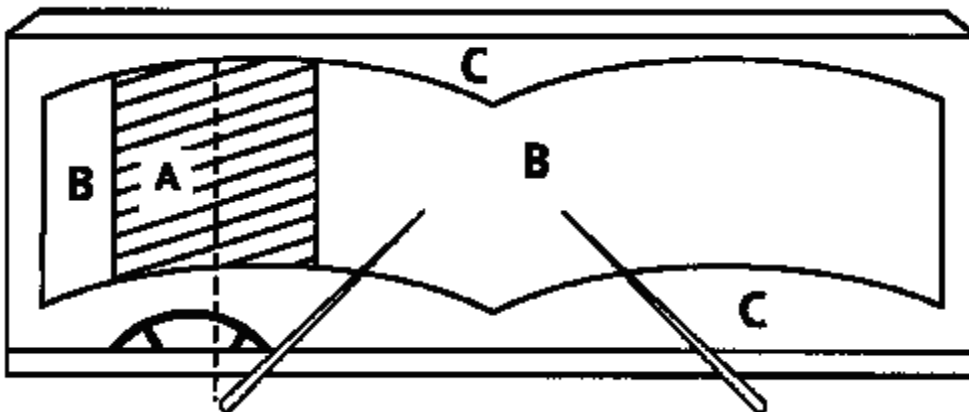
GLASS AND VIEW OF THE ROAD

APPLICATION

This inspection applies to all vehicles.

PROCEDURES AND STANDARDS

Visually check the condition of all windscreens, internal screens and partitions, side, rear, roof and door windows for cracks, surface damage, security, sharp edges and correct material.



When checking the windscreen refer to the diagram above.

Zone "A" is 350 mm wide, in the swept area of the screen and centred on the centre of the steering wheel.

Zone "B" is the remainder of the swept area.

Zone "C" is the remainder of the screen not covered by Zones "A" or "B".

Damage or discoloration will be a reason for failure if it impairs the driver's view of the road.

WINDSCREEN

Examiners should have regard for the three separate "zones" when assessing damage or discoloration. A greater amount of damage or discoloration could be accepted in zone "C" than in zone "B". Likewise a greater amount can be accepted in zone "B" than in zone "A" where relatively minor damage would be a Reason for Failure.

When assessing damage, light scratching should not be considered as damage. However, an area of concentrated scratches such as those caused by prolonged use of a defective wiper blade which materially affects view to the front, or sides is to be considered a deficiency.

Repaired windscreens must be inspected to the same criteria as original unrepaired screens. Repairs must be judged as to whether they interfere with vision.

Check the security of all windscreens and windows. Any crack passing through the swept area and reaching two points at the edge will be deemed to render the screen insecure.

Check the view of the road from the driver's seat. The view must not be obstructed by any changes to the original design such as the addition of stickers, pennants, cab decorations, stone-guards or other items which encroach more than 40 mm into the swept area.

NOTES:-


Video monitors fitted to give a view to the rear are acceptable provided they do not obstruct the swept area more than a rear view mirror. Video monitors for indirect vision devices fitted onto the dash must not encroach into the swept area by more than 40 mm.

Official stickers are permitted to encroach more than 40 mm if this is necessary to comply with other regulations and include road fund licence, operators licence, vehicle anti-theft scheme stickers issued by the Police Authority, toll payment tag/stickers, vehicle distance or lane indicator lenses and security passes. These should only be considered a reason for failure if they seriously restrict the view to the front.

Driver's aids such as blinds and their mountings are permitted to encroach into the relevant areas. This includes manufacturer's exterior fixed sun visors.

On many vehicles the original design will place things like instrument panel clusters inside the 40 mm limits. Intrusions such as this which are original design features can be ignored, as can stickers placed inside the 40 mm limit but which are hidden by a feature of the original design.

Grooves in the windscreen designed to clean the wiper blades should not be failed unless they seriously restrict the view to the front.



Pass

Fail

SIDE WINDOWS

Damage which prevents the driver from having a proper view through mandatory mirrors will be a Reason for Failure.

REASONS FOR FAILURE

	Deficiency Category
1. A Windscreen:	
a. with damage or discoloration which impairs the drivers view of the road through the area of windscreen outside of the swept area.	MINOR
b. with damage or discoloration which impairs the drivers view of the road through the swept area of the windscreen.	MAJOR
c. with a crack in the windscreen outside the swept area.	MINOR
d. with a crack passing through the swept area and reaching two points on the edge, rendering the screen insecure or which impairs the drivers view.	MAJOR
e. with an obstruction which encroaches more than 40 mm into the swept area.	MAJOR
f. with any crack where there is noticeable displacement of the surfaces on either side which has an adverse effect on the condition and operation of the windscreen wipers.	MAJOR
g. with damage which exposes the inner layer of a laminated screen.	MAJOR
h. Where the light transmission is obviously less than the legal requirement	MAJOR
2. A windscreen or window:	
a. so insecure that it is likely to fall out.	DANGEROUS
b. with damage which presents a danger to occupants or to other road users.	DANGEROUS
c. not made of safety glass or safety glazing (see table below)	MAJOR

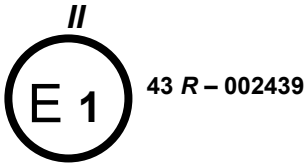
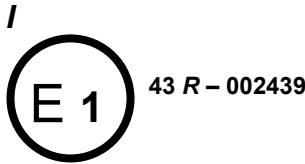
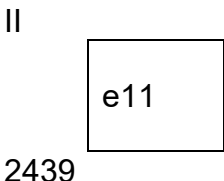
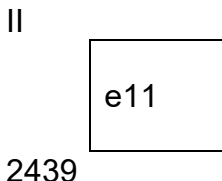
- d. Windscreen or window missing where fitted as original equipment. MAJOR
3. Damage or obstruction of a side window which impairs the drivers view through a mandatory mirror. MAJOR
4. The light transmission is obviously less than the legal requirement for a side window which impairs the drivers view through a mandatory mirror. MAJOR

Type of Glass and Light Transmission

ITEM	WINDOWS	TYPE OF GLASS	LIGHT TRANSMISSION
1	<p>Windscreens and other windows wholly or partly on either side of the drivers seat fitted to motor vehicles first used before 1st June 1978</p> <p>NOTE: This requirement only applies where glass <u>is</u> fitted.</p>	<p>Safety glass, or</p> <p>Specified safety glass, or</p> <p>Specified safety glass (1980)</p>	No requirement
2	Windscreens and other windows wholly or partly on either side of the drivers seat fitted to motor vehicles first used on or after 1st June 1978 but before 1st April 1985	<p>Specified safety glass, or</p> <p>Specified safety glass (1980)</p>	70%
3	Windscreens and other windows wholly or partly on either side of the drivers seat fitted to motor vehicles first used on or after 1st April 1985	<p>Specified safety glass (1980)</p> <p>(These side windows may be safety glazing if the vehicle has been issued with a Department's Approval Certificate)</p>	<p>Windscreens 75% (70% if the vehicle has been issued with a Department's Approval Certificate)</p> <p>All other windows 70%</p>
4	All other windows	<p>Safety glazing, or</p> <p>Specified safety glass, or</p>	No requirement

		Specified safety glass (1980)	
--	--	-------------------------------	--

Acceptable Markings			
Standard	Windscreens	All Other Windows	Notes
BS857 "Specified Safety Glass"	Kite Mark or "BS857: 1967" plus either "Z", "Z1", "Z2" or "WHP"	Kite Mark or "BS857: 1967" plus either "L", "Laminated", "T", "CHT", "F", "Float", "P", "Plate", "S", "Sheet", "C", "Compo", "Commercial" or "HP"	"T" = Heat treated toughened glass "CHT" = Chemically toughened safety glass*Not acceptable on vehicles first used after 31 March 1985.
BS5282 "Specified Safety Glass"	"BS5282" plus either "WT", "WL", "Laminated Windscreen", "WLT" or "Treated Laminated Windscreen".	BS5282" plus either "T" "Tempered", "Toughened", "L" or "Laminated"	*"Not acceptable on vehicles first used after 31 March 1985
BS857 as amended "Specified Safety Glass (1980)	"BS857-2: 1967" plus either "Z", "Z1", "Z2" or "WHP"	Kite Mark or "BS857: 1967" plus either "L", "Laminated", "T", "Toughened", "Tempered", "CHT", "F", "Float", "P", "Plate", "S", "Sheet", "C", "Compo", "Commercial" or "Hp"	"CHT" = Chemically toughened glass. Glass marked "W" is NOT permitted on Public Service Vehicles.
BSAU178 "Specified Safety Glass (1980)"	"BSAU178" plus either "WL", "WL", "Laminated Windscreen", "WLT" or Treated Laminated Windscreen"	"BSAU178" plus either "T" "Tempered", Toughened", "L", or "Laminated"	Glass marked "W" is NOT permitted on Public Service Vehicles
ECE43 "Specified Safety Glass (1980)	A circle surrounding the letter E and the distinguishing number of the country which has	A circle surrounding the letter E and the distinguishing number of the country which has	The roman numerals may be above, below or to the left of the circle but NOT to the right of it.

	<p>granted approval. The number 43 followed by the letter R, a dash and the approval number to the right of the circle plus either "I", "II" or "III", for example</p> 	<p>granted approval. The number 43 followed by the letter R, a dash and the approval number to the right of the circle, for example</p> 	<p>"I" = Toughened glass windscreen</p> <p>"II" = Ordinary laminated glass windscreen</p> <p>"III" = Treated laminated glass windscreen</p> <p>Not acceptable as a windscreen without the above marks</p>
92/22EEC	<p>A rectangle surrounding the letter "e" and the distinguishing number of the country which has granted the approval. Above the rectangle the roman numeral II, III or IV. Below the rectangle, the serial number of the certificate e.g.</p> 	<p>A rectangle surrounding the letter "e" and the distinguishing number of the country which has granted the approval. Above the rectangle the roman numeral V, VI. Below the rectangle, the serial number of the certificate e.g.</p> 	<p>The roman numerals may only be above the rectangle</p> <p>"II" = Laminated Glass</p> <p>"III" = Treated Laminated Glass which is not coated</p> <p>"IV" = Plastic Glass</p> <p>"V" = Regular light transmission of less than 70%</p> <p>"VI" = Double Glazed</p>
Glass manufactured in France (C&U 32(9))	"TP GS" or "TP GS E"	"TP GS" or "TP GS E"	Not acceptable on vehicles first used after 30 September 1989
Non-European Acceptable markings	AS1, AS10 11-4-21 JIS R3211 11-4-27 JIS R3211 SABS 1191 SABS 1193	AS1, AS2, AS10, AS11A, 11-4-21 JIS R3211 11-4-27 JIS R3211 SABS 1191 SABS 1193	Note: other acceptable standards for windows behind the drivers seat are AS3, AS14, AS15, AS16.

Note :

BS 6206 or BS EN12600 (Builders Glass) is not acceptable